



2014 Water Quality Report

DELIVERING HIGH QUALITY WATER TO YOUR TAP

Letter from the Director

We often take for granted life's most precious asset and the lifeblood of our community – safe and reliable drinking water. Because drinking water is so vitally important, I am pleased to share with you the 2014 Water Quality Report, which provides a detailed overview of your drinking water.




Terry Leeds

Kansas City Water Services operates and maintains 2,800 miles of pipe that deliver clean drinking water right to the taps of almost a half million Kansas City residents and 33 wholesale customers in the Kansas City area. Yet, much of this aging water infrastructure, some of which dates back to the late-1800s, is in need of repair and/or replacement.

In April 2014, Kansas City voters authorized \$500 million in revenue bonds to repair and improve the city's aging water infrastructure. Over the next ten years, these bonds will fund projects that will: improve service reliability for customers; enhance water quality; protect public health through the delivery of safe and reliable drinking water; and boost economic development. Water distribution system improvements will be made, water mains will be replaced, and water treatment plants and pump stations will be rehabilitated through these bonds.

One of the most visible challenges associated with aging infrastructure are water main breaks. Last year, Kansas City experienced over 1,200 water main breaks. Moving forward, these bonds will fund our strategic and data-driven Water Main Replacement Program. Through this program, we will annually replace 28 miles of critical water main in areas of the city that are statistically proven to have water mains that are likely to fail. This proactive work means fewer water main breaks, meaning fewer frustrating service interruptions for customers. And, once replaced, these pipes should last for up to 100 years!

In summary, Kansas City Water Services is working hard to ensure a safe and reliable drinking water supply while protecting and safeguarding Kansas City's water system for today's residents and future generations. We are able to make these improvements thanks to our customers and voters who have approved the issuance of low-interest bonds. Thank you for your investment in Kansas City's future! 




Quality – From Treatment to Tap

Clean, fresh water that tastes good – that's what you expect when you take a drink of water, and that's what Kansas City Water Services delivers right to your tap. Our goal, from start to finish, is to deliver the cleanest drinking water in the nation!

As water travels over the surface of the land, or through the ground, it dissolves naturally-occurring minerals, and can pick up substances resulting from the presence of animals, or from human activity. Drinking water, including bottled water, may reasonably be expected to contain at least small amounts of some contaminants. The presence of contaminants does not necessarily indicate that the water poses a health risk. More information about contaminants and potential health effects can be obtained by calling the U.S. Environmental Protection Agency's (EPA) Safe Drinking Water Hotline

at **1-800-426-4791** or by visiting the EPA's website at **www.epa.gov/safewater**.

Some individuals may be more vulnerable to contaminants in the drinking water than is the general population. Immuno-compromised persons, such as persons with cancer, undergoing chemotherapy, persons who have undergone organ transplants, people with HIV/AIDS, or other immune system disorders, some elderly people and infants can be particularly at risk from infections. These individuals should seek advice about drinking water from their health care providers. The EPA and Centers for Disease Control (CDC) guidelines on appropriate means to lessen the risk of infection by *Cryptosporidium* and other microbial contaminants can be found on the EPA's website or on the CDC's website at **www.cdc.gov/healthywater**. 

This report shows monitoring results for data collected from January 1 to December 31, 2013.

Water Quality

Parameter	Date Tested	Violation	Units	MCL	MCLG	KCMO AVG	KCMO Range
General Chemistry							
Chlorine (chloramine)	2013	NO	ppm	MRDL=4	MRDLG=4	2.27	1.47 - 3.07
Cyanide	2013	NO	ppb	200	200	2	ND - 13
Fluoride	2013	NO	ppm	4	4	0.72	0.14 - 1.11
Nitrate	2013	NO	ppm	10	10	1.39	0.08 - 5.65
Organics							
Atrazine	2013	NO	ppb	3	3	0.22	ND - 2.1
Metals							
Antimony	2013	NO	ppb	6	6	ND	ND
Barium	2013	NO	ppm	2	2	0.011	0.006 - 0.024
Chromium	2013	NO	ppb	100	100	3	3 - 4
Selenium	2013	NO	ppb	50	50	1.9	ND - 3.2
Radiological							
Radium 226+228	2012	NO	pCi/L	5	0	ND	ND

Distribution System Testing							
Lead & Copper Household Testing:						90th percentile	
Lead	2013	NO	ppm	AL=0.015	0	0.002	0
Copper	2013	NO	ppm	AL=1.3	1.3	0.004	0
Total Coliform Rule Testing							
Turbidity (Highest single turbidity – April 2013)	2013	NO	NTU			0.09	0.04 - 0.29
Turbidity (Monthly % below 0.3 NTU)	2013	NO	%	<95%		100	100 - 100
Total Coliform: (Highest Month Measured was July 2013)	2013	NO	%	>5		0.2	0 - 0.80
Disinfection By-Products Testing							
TTHMs (Total trihalomethanes)	2013	NO	ppb	80		8.3	2.4 - 48.9
HAA5 (Haloacetic acids)	2013	NO	ppb	60		14.8	6.9 - 35.5
Disinfectants							
Avg. Quarterly Disinfectant Residual Level (Chloramine as Cl ₂)	2013	NO	ppm	MRDL=4	Monthly Measurement 0.2 ppm 100%	2.3	2.2 - 2.5

Unregulated							
Alkalinity	2013	NA	ppm			32	20 - 59
Ammonia (as N)	2013	NA	ppm			0.20	0.07 - 0.54
Calcium	2013	NA	ppm			35.7	31.9 - 39.0
Cryptosporidium	2013	NA	oocysts/L			ND	ND
Giardia	2013	NA	cysts/L			ND	ND
Magnesium	2013	NA	ppm			5.2	3.23 - 6.55
pH	2013	NA	s.u.			9.8	8.6 - 10.3
Sodium	2013	NA	ppm			65.5	35.3 - 81.3
Sulfate	2013	NA	ppm			179	54 - 228
Total Hardness (as CaCO ₃)	2013	NA	ppm			105	81 - 124

Disinfection By-Products Testing (Locational Running Annual Average)							
TTHMs (Total trihalomethanes) (Highest single LRAA – 150 Hwy Station, July 2013)	2013	NO	ppm	80	0	8.3	2.4 - 48.9
HAA5 (Haloacetic acids) (Highest single LRAA – 150 Hwy Station, July 2013)	2013	NO	ppm	60	0	14.8	6.9 - 35.5

Unregulated Contaminant Monitoring Rule (UCMR)	Collection Date of High Value	Average	Range	Unit
Chromium, Hex	2/20/2013	2.5	2.2 - 2.7	UG/L
Molybdenum, Total	5/29/2013	3.20	3.16 - 3.24	UG/L
Strontium	5/29/2013	221	216 - 225	UG/L
Testosterone	8/21/2013	0.0004	0 - 0.0014	UG/L
Vanadium, Total	5/29/2013	1.91	1.63 - 2.18	UG/L

Data Table

Source in Drinking Water	Health Effects
Chlorine: water additive used to control bacteria	Some people who drink water containing chlorine, well in excess of the MRDL, might experience irritating effects to their eyes and/or nose, or stomach discomfort.
Fluoride: erosion of natural deposits, discharge from fertilizer and aluminum factories, water additive which promotes strong teeth	Some people who drink water containing fluoride, in excess of the MCL over many years, could get bone disease, including pains and tenderness of the bones. Fluoride in drinking water, at half the MCL or more, may cause mottling of children's teeth, usually in children less than nine years old. Mottling, also known as dental fluorosis, may include brown staining, and/or pitting of the teeth, and occurs only in the developing teeth before they emerge from the gums.
Nitrate: runoff from fertilizer use, leaching from septic tanks, sewage, erosion of natural deposits	Infants below the age of six months, who drink water containing nitrate, in excess of the MCL, could become seriously ill, and if untreated, could die. Symptoms include shortness of breath, and blue baby syndrome.
Atrazine: runoff from herbicide used on row crops	Some people who drink water containing atrazine, well in excess of the MCL over many years, could experience problems with their cardiovascular system or reproductive difficulties.
Antimony: found in natural deposits, often used as a flame retardant	Some people who drink water containing antimony, well in excess of the MCL over many years, may develop cancer.
Barium: discharge of drilling waste, erosion of natural deposits, discharge from metal refineries	Some people who drink water containing barium, in excess of the MCL over many years, could experience an increase in blood pressure.
Chromium: discharge from steel and pulp mills; erosion of natural deposits	Some people who use water containing chromium, in excess of the MCL over many years, could experience allergic dermatitis.
Selenium: discharge from petroleum refineries, metal refineries and mines; erosion of natural deposits	Selenium is an essential nutrient, but some people who drink water containing selenium, in excess of the MCL over many years, could experience hair or fingernail loss, numbness in fingers or toes, or problems with circulation.
Radium 226 + 228: erosion of natural deposits	Some people who drink water containing radium 226 or 228, in excess of the MCL over many years, may have an increased risk of getting cancer.

How Hard is My Water?

Hardness is a measure of the mineral content of your water. Elevated amounts of calcium, and magnesium in water, can both contribute to the water's hardness. Kansas City's water hardness is 107 ppm (mg equivalent CaCO_3/L , as CaCO_3). Kansas City Water Services softens the water considerably at the treatment plant, to the point where it is considered only moderately hard, on the hardness scale.

Water Hardness Scale	
Soft	0 to 75 parts per million (ppm)
Moderately Hard	75 to 150 ppm
Hard	150 to 300 ppm
Very Hard	More than 300 ppm

Table Information

The above tables represent analytical results for regulated compounds, none of which were detected at levels of regulatory concern. Each column shows the results of tests on our finished water. They represent the average, and range, of all values measured for each compound, and the maximum and minimum levels detected in all measurements. This report is based upon tests conducted by Kansas City Water Services. Terms used in the Water Quality Data Table, and in other parts of this report, are defined here:

Action Level or AL: The concentration of a contaminant which, if exceeded, triggers treatment, or other requirements that a water system must follow.

Maximum Contaminant Level Goal or MCLG: The level of a contaminant in drinking water, below which there is no known or expected risk to health. MCLGs allow for a margin of safety.

Maximum Contaminant Level or MCL: The highest level of a contaminant that is allowed in drinking water. MCLs are set as close to the MCLGs as feasible, using the best available treatment technology.

Maximum Residual Disinfectant Level or MRDL: The highest level of a disinfectant allowed in drinking water. There is convincing evidence that addition of a disinfectant is necessary for control of microbial contaminants.

Maximum Residual Disinfectant Level Goal or MRDLG:


The level of a disinfectant below which there is no known, or expected, risk to health. MRDLGs do not reflect the benefits of the use of disinfectants to control microbial contaminants.

Treatment Technique or TT: A required process intended to reduce the level of a contaminant in drinking water.


Table Key

AL – action level
 MCL – maximum contaminant level
 MCLG – maximum contaminant level goal
 NA – not applicable
 ND – not detected
 NTU – nephelometric turbidity units
 oocyst – The presence of *Cryptosporidium* in water is measured by counting the number of oocysts present in the water
 pCi/L – picocuries per liter (a measure of radioactivity)
 ppm – parts per million or milligrams per liter (mg/L)
 ppb – parts per billion or micrograms per liter (ug/L)
 S.U. – standard unit


Is Fluoride Added to our Drinking Water?

Yes, fluoride is added as part of our treatment process. Voters approved fluoridation in 1980. The average level of fluoride in treated water is 0.72 ppm, well below the federal limit of 4 ppm. It has been shown that fluoridation, when administered at low levels of concentration, is proven to help prevent tooth decay. 

Did You Know?

- In 2013, KC Water Services treated an average of 113 million gallons of drinking water per day.
- Each month, KC Water Services tests more than 1,700 water samples that are collected from throughout KC, an average of 60 samples per day.
- Your drinking water is regularly tested for over 290 constituents, which is above and beyond the number required by the EPA. 

Lead in Drinking Water

If present, elevated levels of lead can cause serious health problems, especially for pregnant women and young children. Lead in drinking water is primarily from materials and components associated with service lines and home plumbing. Kansas City Water Services is responsible for providing high quality drinking water, but cannot control the variety of materials used in plumbing components. When your water has been sitting for several hours, you can minimize the potential for lead exposure by flushing your tap for 30 seconds to 2 minutes before using water for drinking or cooking. If you are concerned about lead in your water, you may wish to have your water tested. Information on lead in drinking water, testing methods, and steps you can take to minimize exposure is available from the EPA's Safe Drinking Water Hotline (1-800-426-4791) or at www.epa.gov/safewater/lead. 

REGULATED

As regulations require, Water Services routinely tests drinking water for numerous contaminants and has found no contaminants at levels that raise concern. The following were detected in small quantities in our water supplies.

Atrazine

Atrazine is an herbicide used by farmers to control weed growth. Atrazine enters our water sources through runoff from rainfall. We guard against Atrazine in water by using powdered activated carbon at the point-of-withdrawal at our treatment facility. Our running annual average has never exceeded the EPA limit of 3 ppb. In 2013 our running annual average was 0.22 ppb.

Chromium

Chromium occurs naturally in the environment. Rarely is it found naturally in water, but it is common in soils and plants. The greatest use of chromium is in metal alloys such as stainless steel. The MCLG for chromium has been set at 100 ppb. Kansas City Water Services has detected chromium levels at 3 ppb.

Nitrate

Nitrate is a form of nitrogen, an element whose compounds are vital components of foods and fertilizers. It is an essential nutrient for plant growth. The federal drinking water standard for nitrate is 10 ppm. Kansas City Water Services' average in 2013 was 1.39 ppm.

UNREGULATED

Information on the following characteristics are provided, not because they are contaminants, but rather for people concerned about their dietary intake of sodium, households with water softening equipment, fish aquarium enthusiasts, and home brewers, etc.

Alkalinity

The alkalinity of water is a measure of how much acid it can neutralize. Total alkalinity is affected by environmental factors, rain, acidic sanitizers, and other products. Water may also be unsuitable for use in irrigation if the alkalinity level in the water is higher than the natural level of alkalinity in the soil.

Sodium


Sodium is a salt found in the earth's crust. It can dissolve into water that is in contact with natural deposits. There is currently no maximum contaminant level for sodium. At the levels found in Kansas City Water Services' drinking water, sodium is unlikely to contribute to adverse health effects.

Sulfate

Sulfate is one of the major dissolved components of rain. Also, some soils and rocks contain sulfate minerals. As groundwater moves through these, some of the sulfate is dissolved into the water. Three types of treatment systems will remove sulfate from drinking water: reverse osmosis, distillation, or ion exchange. Water softeners, carbon filters, and sediment filters do not remove sulfate.

Where does my water come from?

Source Water Assessment

Kansas City Water Services' source water is the Missouri River. In 2013, we treated an average of 113 million gallons of water per day. Federal laws were put into place in 1996 in all states requiring Source Water Assessment. The Missouri Department of Natural Resources has identified potential sources of contamination in the areas surrounding the Missouri River. For a full inventory of possible contamination sources, please visit: <http://maproom.missouri.edu/swipmaps/pwssid.htm> and enter: PSSID MO-1010415. 

Seasonal Tap Water Changes

Due to seasonal fluctuations in temperature and upriver precipitation, the characteristics of the Missouri River can change, possibly affecting the taste, odor, and color of your tap water. These seasonal changes are routine occurrences which take place when rain and snowmelt increase the amount of silt and natural organic matter that is carried downstream by the Missouri River. Thankfully, the compounds which cause these subtle changes come from nature and do not cause health issues.

Water Questions?

Kansas City Water Services
4800 E. 63rd St.
Kansas City, MO 64130

www.kcwaterservices.org

phone:

816-513-7000

email: water.quality@kcmo.org



www.facebook.com/kcmowater
[@KCMOWater](https://twitter.com/KCMOWater)

Kansas City Water Services
4800 E. 63rd St.
Kansas City, MO 64130

